



Professional Development Guide

Administrators

Support Resources

HelpCenter@bluestreakmath.com

System Administrator @ my school is: _____

www.BlueStreakMath.com



@bluestreakmath



@bluestreak-math



@Bluestreak.Math

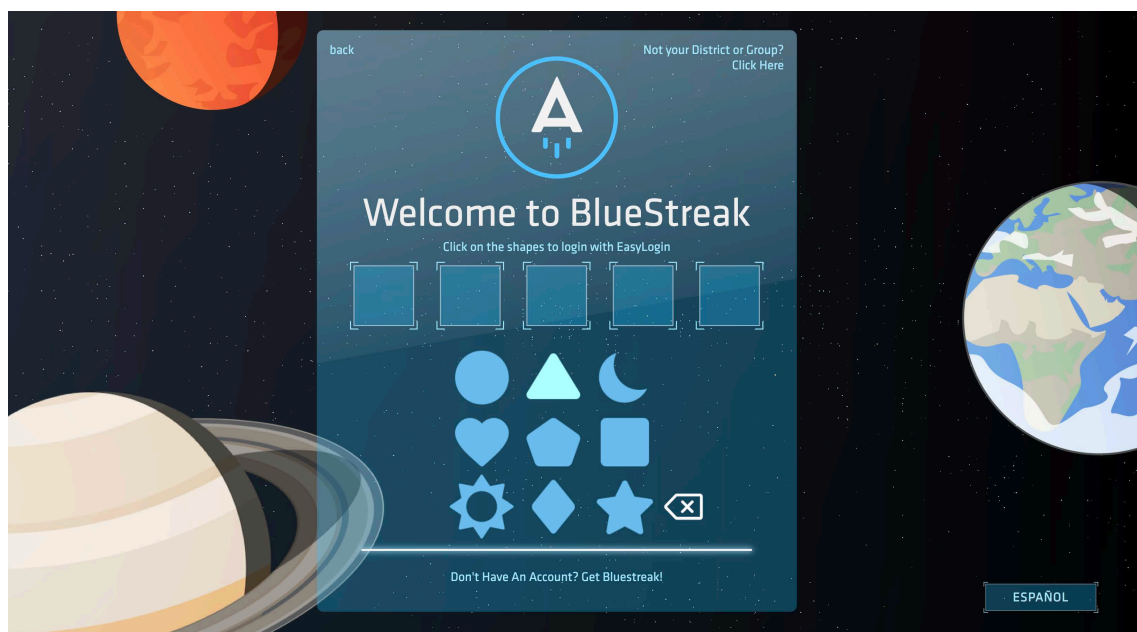
Like us, friend us, follow us!



Login Instructions for your Students:

1. Go to www.bluestreakmath.com
2. Enter the District ID
3. Enter the User Name and Password
4. K-3 Select the Easylogin to enter the 5 pattern symbols
5. Clever users access the Clever portal or the Clever option on BlueStreak Math.

The recommended browsers for BlueStreak Math are the most recent versions of Google Chrome, Foxfire and Microsoft Edge.

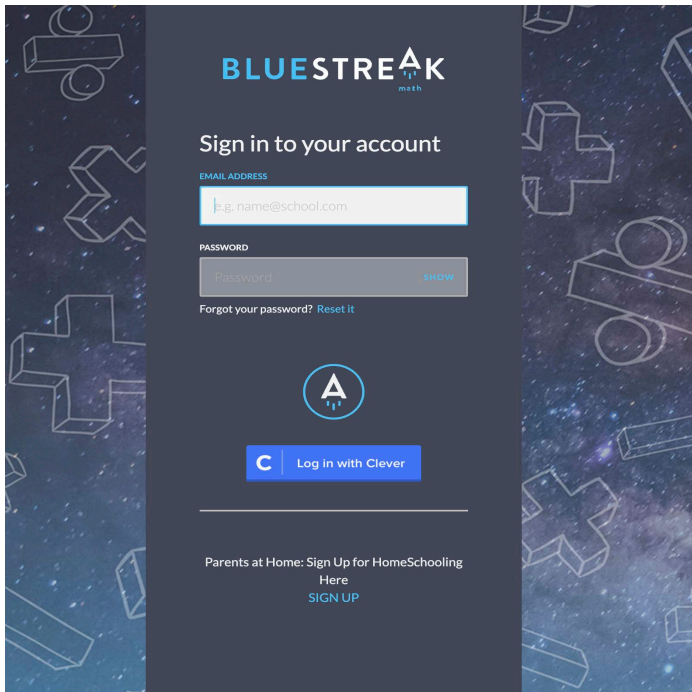


BlueStreak Guide for Administrators

Administrator Login Instructions:

bluestreak@com.bluestreakmath.services sent you an email in order to customize your password, once you have entered your password you can login to BlueStreak Math.

1. Go to www.bluestreakmath.com select Login
2. Enter your email address and the password you selected
3. Clever users access via Clever
4. Click “Forgot your password?” to reset the password

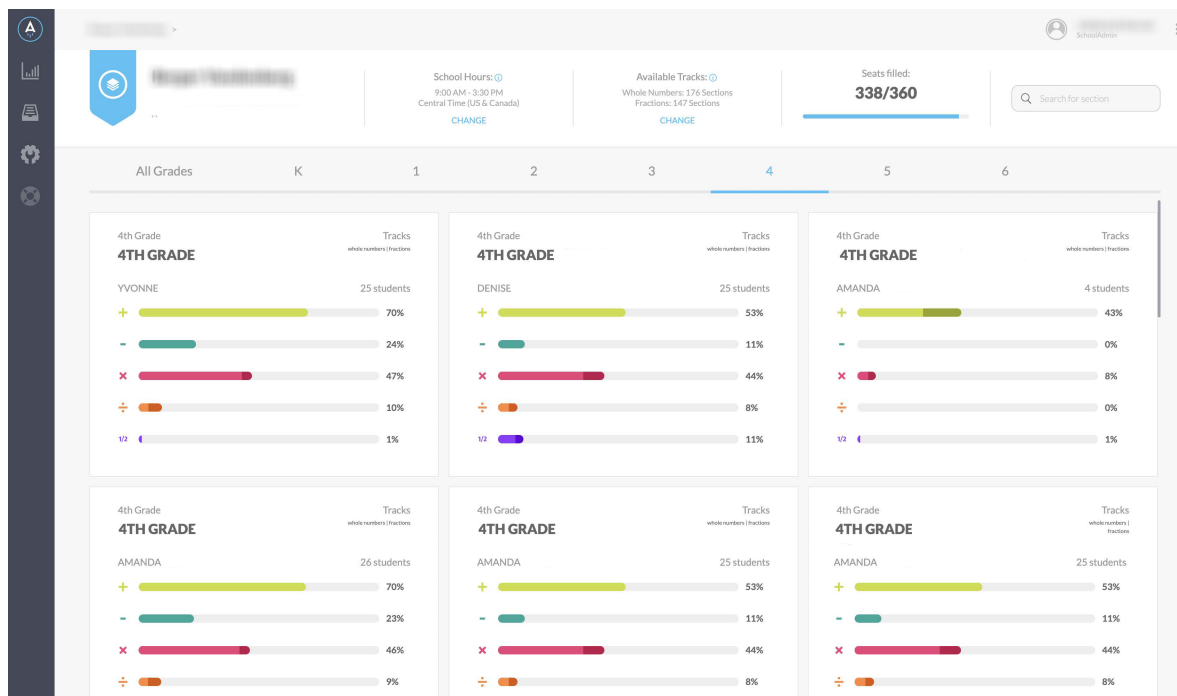




Overview Page

The Overview page provides a high level overview of the data outcomes for each class. The following features are present on Overview page.

- Seats purchased and seats filled
- Class cards for each class in the school
- Sort class cards by grade level
- Drill into each class to view how students are progressing from a high level
- Set school hours so that Pre/Post Test are given during the school hours and that usage in the store is outside of the school day



Implementation Tip

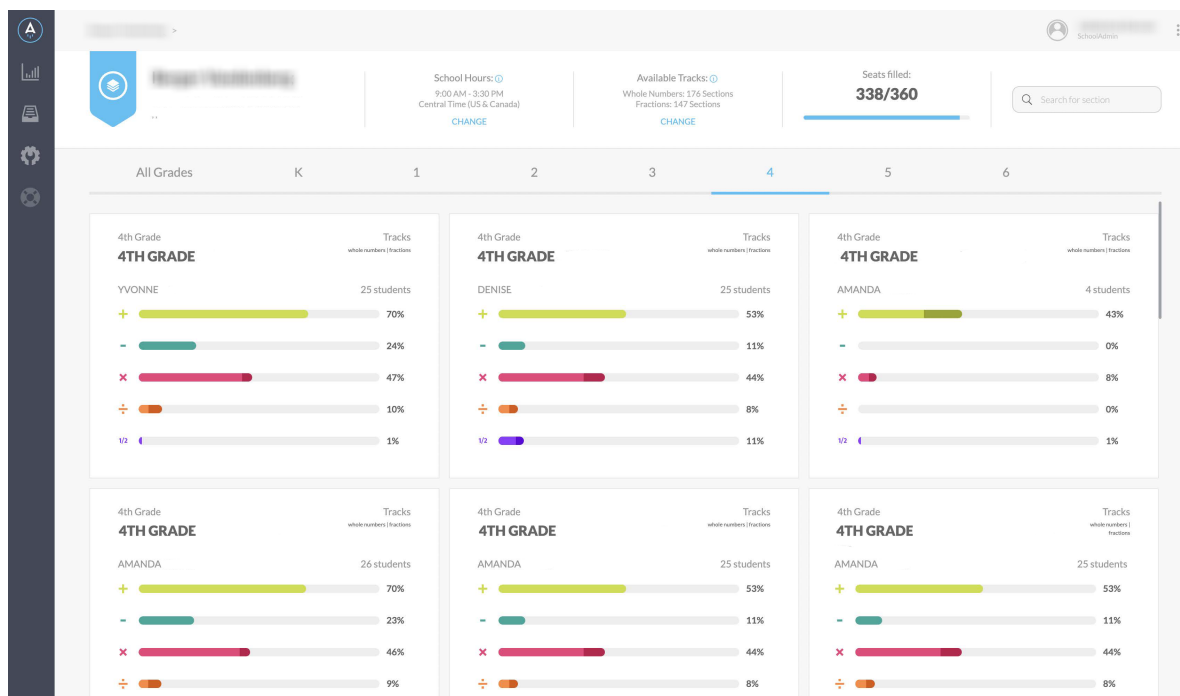
- Recommended usage is 15 minutes per day. Use BlueStreak Math as a “bell ringer”, a “do now”, as a fluency center, before/or after school solution, in the computer lab or as homework.



Overview Page by Class

The analytics page provides a high level overview of the data outcomes for a class. The following features are present on Overview page.

- Toggle between classes
- Enrolled students by class
- Distribution of students that have mastered each table
- Time and growth statistics for your class
- Per table breakdown, jump to each table to view analytics
- Breakdown of analytics per table for pretest and posttest by level, average time spent per day, number of students mastered and average time to master each table.





Overview: Students

The analytics page drills into each students' data outcomes for the class. The following features are present on Student Analytics page.

- Toggle between classes
- Enrolled students
- Add, edit and remove students from classes
- Email or print Individual Student Report and Welcome Letter in English/ Spanish
- Provides student name, password, sectors, individual progress on each table and level, time spent on each level and time spent in BlueStreak Math for the week.
- Provides the Easylogin for K-3^d grade students. This feature is automatically generated when the student name, ID and password is entered when adding a student.
- Sector tags include Accelerated Learning, After School Program, Bilingual, Gender, MTSS and Special Ed. Sector tags can be customized in the systems page.
- Select a variety of individual student reports.
- Clever districts cannot modify student information.

2nd Grade Class

Your class overview is where you can see how your students are progressing from a high level. Toggle between your overview page and individual students page on the right.

Students using versions less than 8.0 will use the **LEGACY LOGIN**

Students Enrolled: **60**

Overview Students

My students + New Student

Send Report Emails Resend Welcome Emails Export Class List Export Welcome Letters

School Code	Name/ID	Password	Easylogin	Sectors	Progress	Time on level	Time this week	Welcome Report IIR	Edit
CDB	Keller, Hellen COREYTAYLOR	coreytaylor	● ● ● ● ●	--	Subtraction - L2	1h 51m	0m	📄 IIR	⚙️ ✕
CDB	Edison, Thomas JASPER	jasper123	⚙️ ● ● ● ●	--	Addition - L3	2h 12m	0m	📄 IIR	⚙️ ✕
CDB	Demo, BlueStreak FREEPORT	freepor	⚙️ ▲ ● ● ●	--	Addition - L2	1h 28m	0m	📄 IIR	⚙️ ✕
CDB	Duncan, Catherine BLUESTREAK	bluestreak	🌙 ● ▲ ● ●	①	Addition - L2	9h 41m	0m	📄 IIR	⚙️ ✕



Implementation Tip

- Sort the class by the Progress Option for real-time data on each students level in BlueStreak. Use the data for small group instruction with the BlueStreak Math Strategy Logs.
- The consumable Strategy Logs are available in English and Spanish. There is a Strategy Log for Addition/ Subtraction and another Strategy Log for Multiplication/ Division.

Export Class List Option

Catherine Duncan - 8th Grade Class - Teacher for Duncan Class

Albert Einstein	bluestreakmath.com/game	Student ID: CDBEINSTEIN Password: einstein
Anne Sullivan	bluestreakmath.com/game	Student ID: CDBSULLIVAN Password: sullivan
Hellen Keller	bluestreakmath.com/game	Student ID: CDBKELLER Password: keller



Implementation Tip

- Export the Class List, cut the student names in the strips, to share login information with the students.

Welcome Letter

The following features are present on the Welcome Letter.

- The Welcome Letter may be printed in English and Spanish. Choose the language, when editing a student's profile.
- The Welcome Letter may be emailed to the students' guardian. Add an email address when editing a student's profile.



Greetings Parent/Guardian,

Your child has been enrolled in BlueStreak Math. BlueStreak Math is a resource which engages your student in an immersive educational journey towards mastering their addition, subtraction, multiplication and division tables.

For iOS and Android download the BlueStreak Math app from the App Store and login using the codes below.

For our student mobile app go to bluestreakmath.com/ios or bluestreakmath.com/android.

For PC go to bluestreakmath.com/windows.

For Mac and ChromeOS go to bluestreakmath.com/game.

For an optimized gaming experience, download Mozilla Firefox. Cant Get Firefox? Google Chrome is your next best bet.

Student Name: Madelyn Mitchell

District Code: BMW

Username: MITCHELL

Student Password: mitchell

Easylogin: ● ● ★ ● ●

Want to find out more about bluestreak and compatible devices? Visit bluestreakmath.com for a more detailed listing of approved devices.

From our galaxy to yours,
The BlueStreak Math Team

Call us at (800) 288-9940

Email us at info@bluestreakmath.com

Visit bluestreakmath.com





Overview: Reports

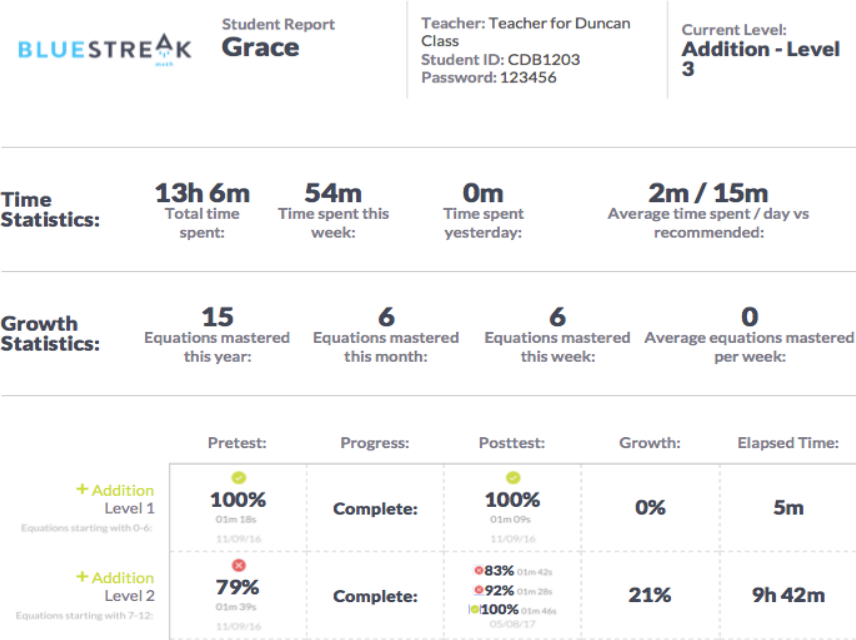
BlueStreak’s Adaptive Engine

Each student has the same entry point in BlueStreak, the pretest for addition facts 0-6. Students are presented 24 equations within each fact table for the pretest and 24 different equations for the posttest. Mastery occurs when the student completes the test in less than 4 minutes (10 seconds an equation) and answers each equation correctly, 100%. BlueStreak is differentiated for each student, if a student masters a test, they are automatically presented the next test. If a student receives less than 100% and/or in more than 4 minutes they will work/ game within that level until master occurs and the test is re-presented.

Individual Student Report (ISR)

The individual student report outlines each student’s outcomes, on each table, by BlueStreak level. The following features are present on the Individual Student page.

- Student and teacher information along with the current level the student is working.
- Time Statistics for each table and level outlining pretest, progress and the post-test analytics. This report can be emailed to parents or printed in English or Spanish.
- Click on the “View Addition Table” to access the facts the student has mastered, semi-mastered or not yet presented.





Progress Monitoring Report (PMR)

The Progress Monitoring Report outlines an individual student's weekly progress with time spent, equations mastered and Pre/ Post Test data.

Whole Numbers Progress

Multiplication - Level 1

Fractions Progress

Fractions - Level 1

Mastery & Time

× Multiplication

Week	Time Spent (min)	Facts Mastered	Total Facts Mastered	Sprints Completed	Arcade Sprints Completed
09/20/2021 - 09/26/2021	5	15	15	2	0
09/27/2021 - 10/03/2021	39	10	25	18	0
10/04/2021 - 10/10/2021	15	2	27	13	0
10/11/2021 - 10/17/2021	7	3	30	3	0

= Totals & Averages

Total Weeks	Avg Time Spent (min / week)	Average Facts Mastered per week	Total Facts Mastered	Total Sprints Completed	Total Arcade Sprints Completed
4	16	7	30	36	0



Implementation Tip

- Use Pre/ Post Test data and time statistics to document growth for MTSS /RTI
- Share with parent/ guardian at conferences.



Sprint Report

The Sprint Report(SR) outlines the student's time, level, number of equations and percent correct. This provides a daily running record of the student's history in BlueStreak Math.

SR

Sprints Report
See a breakdown of your student's sprints

District Code:

Student ID:

Password:

Whole Numbers Progress

Multiplication - Level 3

Fractions Progress

Fractions - Level 1

Sprints

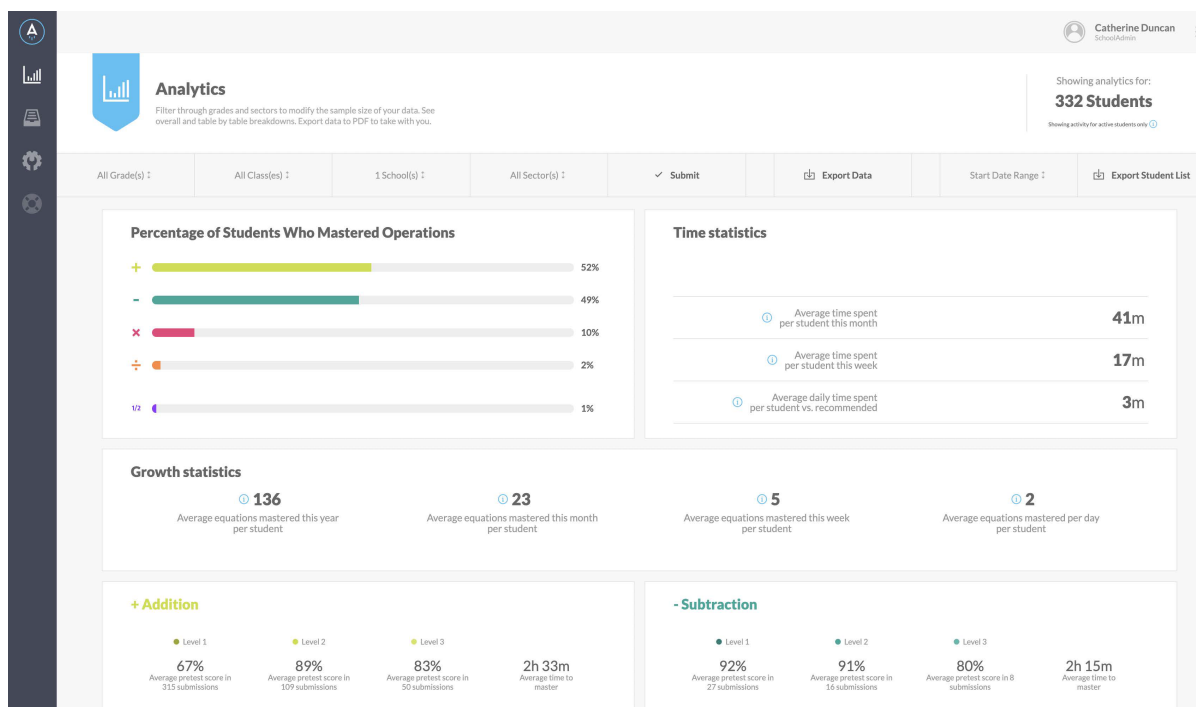
Started At	Duration	Type	Procedure	Level	# of Problems	% of Problems Correct
MONDAY 03/14/2022						
9:49 am	1m 14s	Game	×	3	6	83%
9:45 am	3m 32s	Learning	×	3	2	100%
9:43 am	2m 2s	Game	×	3	9	100%
9:41 am	0m 41s	Game	×	3	2	0%



Analytics Page

The Analytics page allows users to filter through grades and sectors to modify the sample size of your data. See overall and table-by-table breakdowns. Export data to use elsewhere.

- Select the school, grade levels and sectors to view data.
- Mastery of selected grade levels and/or sectors by average time spent per student per day; average time spent vs. recommended and average time spent per level.
- Time Statistics for each table and level outlining pretest, average time spent per student per day, number of students that have mastered the table, and average time to master each table and level.
- Growth Statistics display average equations mastered by year, month, week and by student.



Systems Page: Schools

The Schools Page: Allows users to import new sections, teachers and students. Users can also update sections, teachers, and students.

- Download the importing template to add and/or update sections, teachers and student information.
- Clever districts cannot modify schools, sections or users.



System

This is where you set up districts, schools, sectors, classes, and users.

Schools

Sections

Users

Search for schools's name

Download Template

Upload Completed Template

Schools

School	District	Teachers	Students	Licensed Seats	Expiration	Trial school?	Import
BlueStreak Home School (BMW)	BlueStreak Math	0	6	100	04/30/25	No	 

- Upload the template by selecting the file for importing.
- An error message will be provided if information needs to be updated or revised.



New Import

BlueStreak Home School

Use the file selector to the right to select the Excel file you wish to upload.

Choose File No file chosen

Import

Implementation Tip

- Student ID Numbers need to be a minimum of 6 characters and must be the same in order to keep student performance data
- After completing the import, delete any sections that have zero students



Systems Page: Sections

The Systems Page: Sections, allows users to add or import new sections. Users can also remove sections.

- View and edit sections (classes), teachers, grade levels and the number of students in a class.
- Clever districts cannot modify schools, sections or users.

System
 This is where you set up districts, schools, sectors, classes, and users.

Schools Sections Users

Sections [+ New Class](#) | [Import Class With School Importer](#)

School Name	Class Name	Teacher	Grade	Students	Manage
Marilyn Hagler(BMW)	Lois Jennings Gr 3	Lois Jennings	3	17	
Marilyn Hagler(BMW)	Marilyn Hagler Gr 2 AM	Marilyn Hagler	2	15	
Marilyn Hagler(BMW)	Marilyn Hagler Gr 2 PM	Marilyn Hagler	2	12	



Systems Page: Users

The Systems Page: Users, allows users to add new student or teachers. Users can also edit or remove students or teachers.

- View and sort teachers and students, roles, password and status.
- All students are indicated as Active in the database

System
 This is where you set up districts, schools, sectors, classes, and users.

Schools Sections Users

All Sector(s) ↓ All Role(s) ↓ All School(s) ↓ All Grade(s) ↓

Sort By Name ↓ Sort Order A-Z ↓ Page: 1 ↓

Users [+ New User](#)

Name	Email/Username	School	Role	Password	Valid License	Status	Invite Link	Manage
Alejandro Cortez	515	Marilyn Hagler(BMW)	Student	student	License valid	Active	confirmed	
Bakari Thompson	522	Marilyn Hagler(BMW)	Student	student	License valid	Active	confirmed	
Cade Mass	501	Marilyn Hagler(BMW)	Student	student	License valid	Active	confirmed	



Implementation Tip

- Add the teacher first and then add a section.
- Teachers with more than one section can be updated when editing the teacher in the "manage" section.



Tech Specs

OS and Storage

iOS

iOS 14.0 or later

0.75 GB Available
RAM

Android

OS 12.0 or later

0.75 GB Available
RAM

Browsers

Chrome 100+, Firefox 102+, Internet Explorer 11+, Edge 103+, Safari 15+

0.75 GB Available RAM

Windows 8+ OSX 15+ Chrome OS 100+

Quality Settings

The technology specifications reference the student game as there are no specifications for the admin platform.

White List

web.game.bluestreakmath.com/*

web.bluestreakmath.com/*

photon.bluestreakmath.com/*

s3.amazonaws.com/bluestreak-video/*

s3.amazonaws.com/bluestreak-production/*

s3.amazonaws.com/bluestreak-math-media/*

bluestreak-math-media.s3-us-west-2.amazonaws.com/*

bluestreak-video.s3-us-west-2.amazonaws.com/*

bluestreak-production.s3-us-west-2.amazonaws.com/*

http calls, browser content caching, UDP and TCP calls should be enabled

wss://multiplayer.bluestreakmath.com*

https://multiplayer.bluestreakmath.com*

http://multiplayer.bluestreakmath.com*

https://www.bluestreakmath.com/*

https://web.game.bluestreakmath.com/*

https://web.bluestreakmath.com/*

https://bluestreakmath.com/*

https://playcanv.as/*

http://playcanv.as/*

https://playcanvas.com/*

http://playcanvas.com/*

Ports to Whitelist

80

443

80

Mail Whitelist

Please mark bluestreak@com.bluestreakmath.services and helpcenter@bluestreakmath.com as NOT SPAM. All bluestreak emails will come to these addresses